

# Palm Grip

## B29



The Palm Grip B29 has different equipment options for many requirements. It is compatible with our Multi-axis controller or mounted on Hydraulic drives. The Palm Grip has a highly flexible single wire (0,1 mm², 450 mm long). The mounting piece for the drive rod can be supplied with a tapped hole 12 mm (standard) or 10 mm.

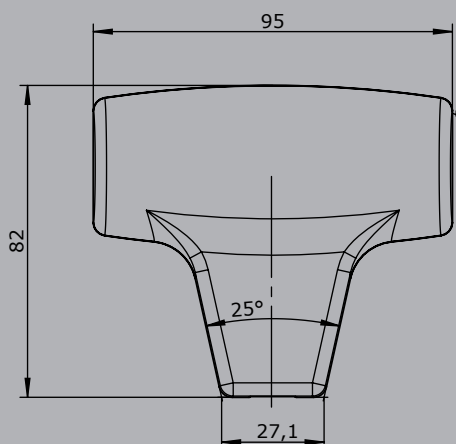
### Technical data

|                       |                            |
|-----------------------|----------------------------|
| Operating temperature | -40°C to +85°C             |
| Degree of protection  | Control element up to IP67 |
| Contact complement    | 0,1A 24 V DC13             |

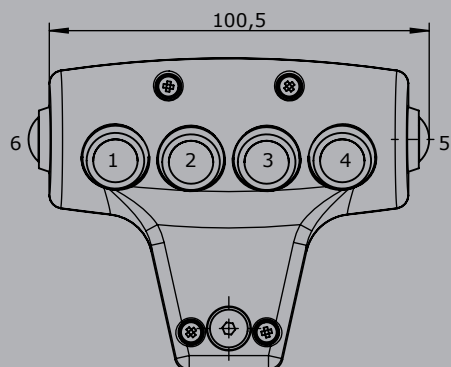


|                           |  | Example |     |    |
|---------------------------|--|---------|-----|----|
|                           |  | B29     | -2D | -X |
| Basic unit                |  |         |     |    |
| B29                       | Palm Grip  |         |     |    |
| Digital actuating element |  |         |     |    |
| D                         | Push Button KDA21  |         |     |    |
|                           | Colour: red, black, yellow, green, blue, white, orange   |         |     |    |
| HD                        | Hall-push Button (see page 167)  |         |     |    |
| SE                        | Sensor Button capacitive with external control electronics   |         |     |    |
| S                         | Sensor Button capacitive without external control electronics  |         |     |    |
|                           | (Consistent with V85 / VV85 with interface E1xx to E6xx, E907 and V25/V27 with interfaces E3xx + E4xx) |         |     |    |
| Special model             |  |         |     |    |
| X                         | Special / customer specified   |         |     |    |

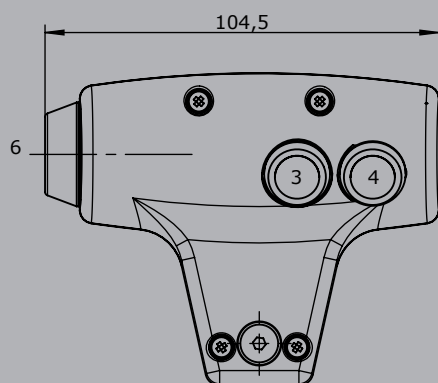
## B29



Edition:  
Push button installed Pos. 1-6



Edition:  
Sensor installed Pos. 6,  
Push button installed Pos. 3,4



Edition:  
Sensor installed Pos. 5,  
Push button installed Pos. 1,2

